

NOTES:

BL17A-600 SERIES

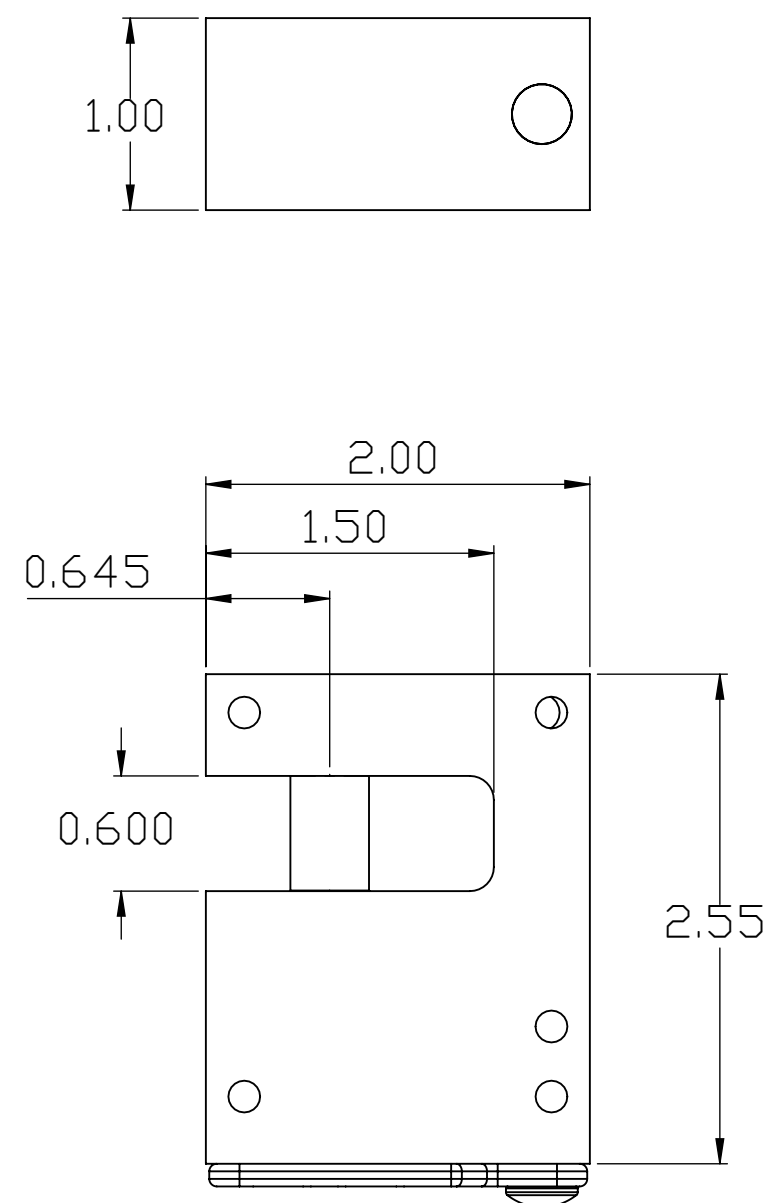
MATERIAL: SOLID ALUMINUM PADLOCK BODY
 FINISH: ANODIZED BODY, CHROME ELECTROPLATED SHACKLE.
 CYLINDER: 6-PIN, HIGH SECURITY SERRATED AND SPOOL TOP PINS, BUMP-RESISTANT DRIVER PIN.

BL17A-850 SERIES

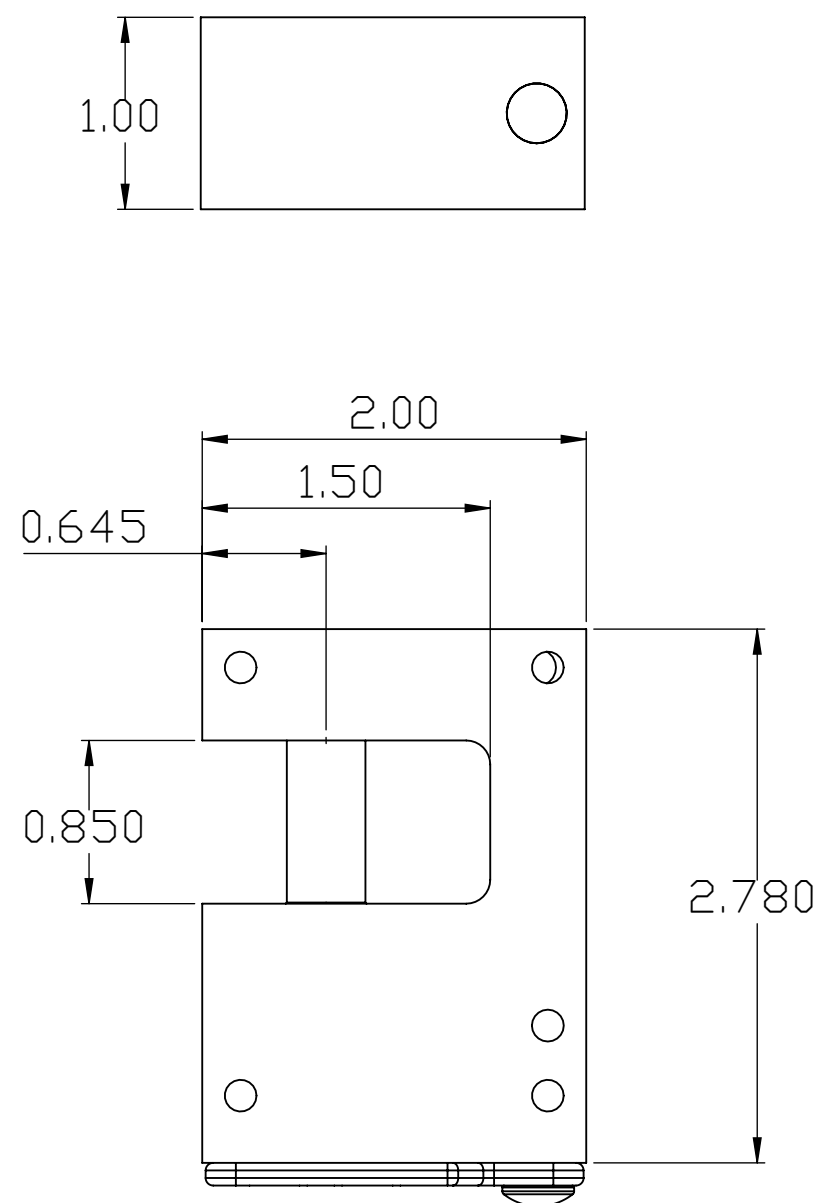
MATERIAL: SOLID ALUMINUM PADLOCK BODY
 FINISH: ANODIZED BODY, CHROME ELECTROPLATED SHACKLE.
 CYLINDER: 6-PIN, HIGH SECURITY SERRATED AND SPOOL TOP PINS, BUMP-RESISTANT DRIVER PIN.

BL17A-1100 SERIES

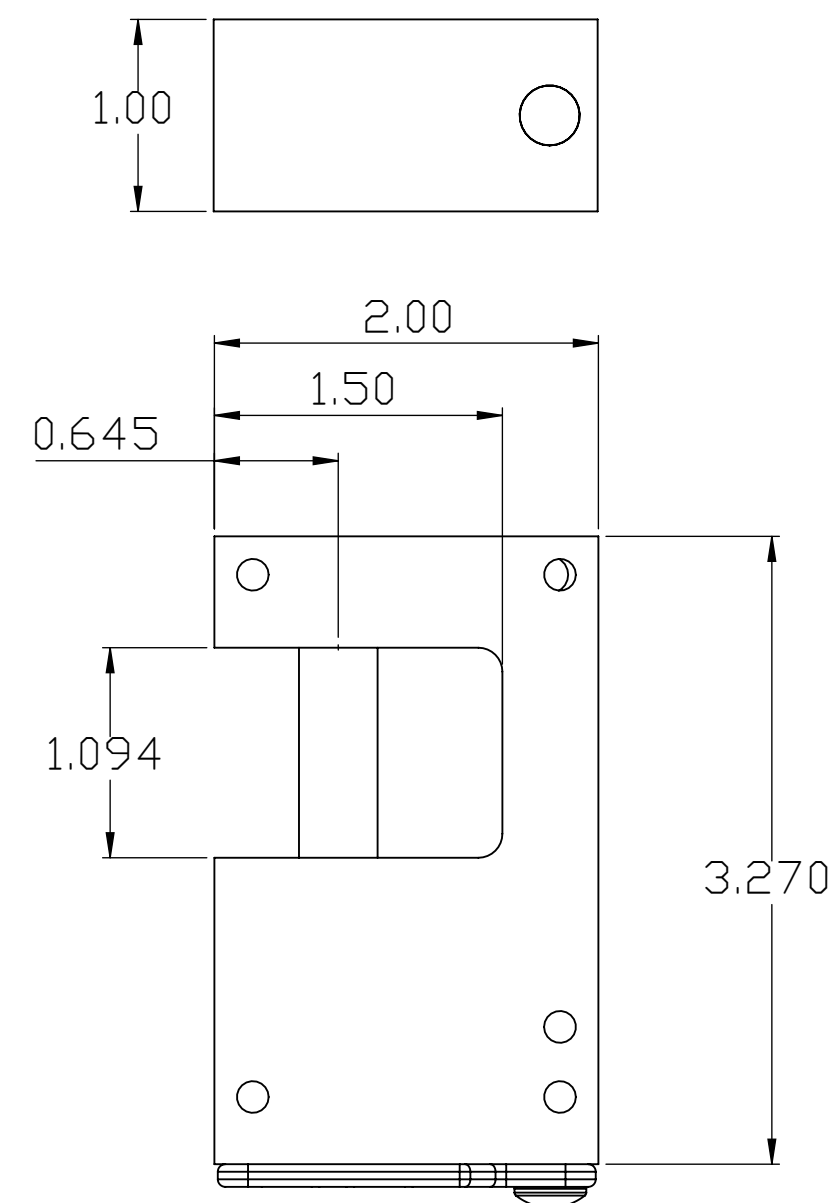
MATERIAL: SOLID ALUMINUM PADLOCK BODY
 FINISH: ANODIZED BODY, CHROME ELECTROPLATED SHACKLE.
 CYLINDER: 6-PIN, HIGH SECURITY SERRATED AND SPOOL TOP PINS, BUMP-RESISTANT DRIVER PIN.



BL17A-600



BL17A-850



BL17A-1100

UNLESS OTHERWISE SPECIFIED: DIMENSIONS ARE IN INCHES TOLERANCES: 0 ±.020 .00 ±.010 .000 ±.003 ANGULAR: ±1 DEGREE	DRAWN	J. Fleagane	12/27/2018	PACIFIC LOCK COMPANY 25605 Hercules Street, Valencia CA 91355 Tel: (888)562-5565 Fax: (661)294-3097
	ENG APPROVAL	J. Fleagane	12/27/2018	
	MFG APPROVAL			
	MATERIAL			
FINISH				SIZE DWG. NO. REV
DO NOT SCALE DRAWING				C BL17A Series Tech Data
				SCALE: 2:1 WEIGHT: SHEET 1 OF 1